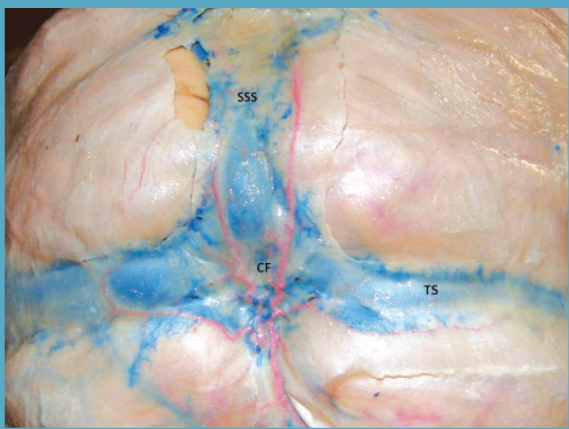
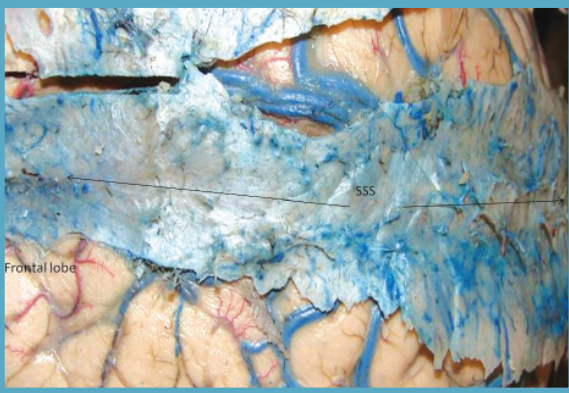
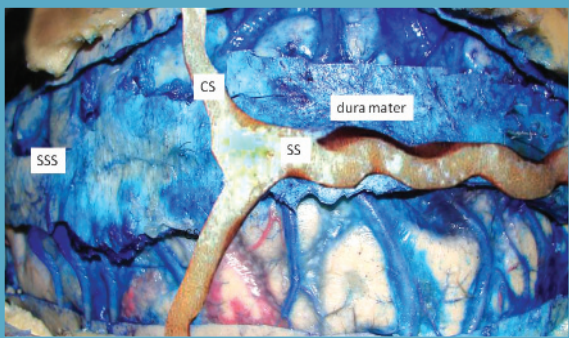


# Turkish Neurosurgery

Official Journal of the Turkish Neurosurgical Society

ISSN 1019-5149 - NLM ID 9423821  
VOLUME 22 - NUMBER 5 - YEAR 2012



*Early Brain Injury Following Aneurysmal Subarachnoid Hemorrhage: Emphasis on Cellular Apoptosis*

*Surgical Results of Degenerative Spondylolisthesis Patients Over 70 Years Old: A Single-Center Experience and Clinical Outcomes*

*Morphometric Evaluation of Parasagittal Venous Anatomy for Intracranial Approaches: A Cadaveric Study*

*Large Medial Sphenoid Wing Meningiomas: Long-Term Outcome and Correlation with Tumor Size after Microsurgical Treatment in 127 Consecutive Cases*

*Preoperative Assessment Using Multimodal Functional Magnetic Resonance Imaging Techniques in Patients with Brain Gliomas*

*Malign Transformation in the Low Grade Astrocytomas and Related Factors*

*Effect of Prenatal Stress on Expression of Glutathione System in Neonatal Rat Brain*

*Clinical Results of Surgical Management in Type II Odontoid Fracture: A Preliminary Report*

*Duration of Intra-Operative Stimulation as a Predictor of Success of Spinal Cord Stimulation for Chronic Pain Syndromes*

*Surgical Management Strategies of Intracranial Arachnoid Cysts: A Single Institution Experience of 75 Cases*

*Microscopic Supraciliary Approach for Terminal Laminotomy for Treatment of Hydrocephalus: A Preliminary Report of Eight Cases*





# Turkish Neurosurgery

Official Journal of the Turkish Neurosurgical Society

TURKISH NEUROSURGICAL SOCIETY

Volume: 22 Number: 5 Year: 2012

[www.turkishneurosurgery.org.tr](http://www.turkishneurosurgery.org.tr)

## PRESIDENTS

Nurhan Avman	1985-1986
Aykut Erbenli	1986-1987
Özdemir Gürçay	1988-1988
Tunçalp Özgen	1988-1989
Yücel Kanpolat	1989-1990
Osman E. Özcan	1990-1992
Ertekin Arasil	1992-1993
Yamaç Taşkın	1993-1995
Yücel Kanpolat	1995-1996
Nur Altınörs	1996-1997
Kemali Baykaner	1997-1998
Kaya Aksoy	1998-2000
Necmettin Pamir	2000-2002
Nurcan Özdamar	2002-2004
Selçuk Palaoğlu	2004-2006
Mehmet Zileli	2006-2008
Ethem Beşkonaklı	2008-2010
Murad Bavbek	2010-2012
Uğur Türe	2012

## EDITORS

Tunçalp Özgen	1989-1989
Yücel Kanpolat	1989-1990
Osman E. Özcan	1990-1992
Selçuk Palaoğlu	1992-1994
Nur Altınörs	1994-1995
Selçuk Palaoğlu	1995-1996
Zafer Kars	1996-1998
Kaya Aksoy	1998-2000
Murad Bavbek	2000-2003
Erdener Timurkaynak	2003-2004
Kemal Benli	2004-2006
Hakan Caner	2007-

Turkish Neurosurgery has been accepted  
for indexing in:  
SCIENCE CITATION INDEX EXPANDED  
INDEX MEDICUS, MEDLINE, PubMed,  
Scopus

## Editor:

Hakan Caner : [turkishneurosurgery@gmail.com](mailto:turkishneurosurgery@gmail.com)

## Associate Editors:

Burçak Bilginer	: <a href="mailto:burcak@tr.net">burcak@tr.net</a>
Bülent Düz	: <a href="mailto:bulentduz@gmail.com">bulentduz@gmail.com</a>
Salih Gülşen	: <a href="mailto:salihgulsen07@gmail.com">salihgulsen07@gmail.com</a>
Hakan Seçkin	: <a href="mailto:hakanseckin@tr.net">hakanseckin@tr.net</a>
Sait Şirin	: <a href="mailto:drssirin@yahoo.com">drssirin@yahoo.com</a>
Cem Yılmaz	: <a href="mailto:cemerimiyilmaz@gmail.com">cemerimiyilmaz@gmail.com</a>

## EDITORIAL BOARD

### International

Ossama Al-Mefty, <i>USA</i>	Neal F. Kassell, <i>USA</i>	James T. Rutka, <i>Canada</i>
Michael J. Apuzzo, <i>USA</i>	Takeshi Kawase, <i>Japan</i>	Christian Sainte-Rose, <i>France</i>
Issam A. Awad, <i>USA</i>	Andrew H. Kaye, <i>Australia</i>	Majid Samii, <i>Germany</i>
Mustafa Başkaya, <i>USA</i>	Hidekazu Kobayashi, <i>Japan</i>	Bernd W. Scheitauer, <i>USA</i>
Edward C. Benzel, <i>USA</i>	Shigeaki Kobayashi, <i>Japan</i>	Johannes Schramm, <i>Germany</i>
Peter M. Black, <i>USA</i>	Edward R. Laws, Jr, <i>USA</i>	Laligam Sekhar, <i>USA</i>
Mario Brock, <i>Germany</i>	Kevin Lee, <i>USA</i>	Marc Sindou, <i>France</i>
Rudolph Fahlbusch, <i>Germany</i>	Joseph C. Maroon, <i>USA</i>	Robert F. Spetzler, <i>USA</i>
Michael Fehlings, <i>Canada</i>	David G. McLone, <i>USA</i>	Kintomo Takakura, <i>Japan</i>
Fleming Gjerris, <i>Denmark</i>	Dattatraya Muzumdar, <i>India</i>	David GT Thomas, <i>England</i>
Ziya Gökaslan, <i>USA</i>	Evandro de Oliveira, <i>Brazil</i>	Nicolas de Tribolet, <i>Switzerland</i>
Murat Günel, <i>USA</i>	Robert J. Ojemann, <i>USA</i>	M. Gazi Yaşargil, <i>USA</i>
John A. Jane, <i>USA</i>	Albert L. Rhoton Jr, <i>USA</i>	
Tetsuo Kanno, <i>Japan</i>	Concezio Di Rocco, <i>Italy</i>	

### National

Sabri Cem Açıkbay, <i>Antalya</i>	Hakan Emmez, <i>Ankara</i>	Melike Mut, <i>Ankara</i>
Halil Ak, <i>Istanbul</i>	Bülent Erdoğan, <i>Ankara</i>	Sait Naderi, <i>Istanbul</i>
Nejat Akalan, <i>Ankara</i>	Yusuf Erşahin, <i>İzmir</i>	Nezih Oktar, <i>İzmir</i>
Atilla Akbay, <i>Ankara</i>	M. Kemal Hamamcıoğlu, <i>Edirne</i>	Fahir Özer, <i>Istanbul</i>
Nur Altınörs, <i>Ankara</i>	Murat Hancı, <i>Istanbul</i>	Selçuk Palaoğlu, <i>Ankara</i>
Nuri Arda, <i>İzmir</i>	Servet İnci, <i>Ankara</i>	Necmettin Pamir, <i>Istanbul</i>
Ali Arslantaş, <i>Eskişehir</i>	Yusuf İzci, <i>Ankara</i>	Mehdi Sasani, <i>Istanbul</i>
Başar Atalay, <i>Istanbul</i>	Serdar Kahraman, <i>Ankara</i>	Ali Savaş, <i>Ankara</i>
Naci Balak, <i>Istanbul</i>	Erkan Kaptanoğlu, <i>Lefkoşa</i>	İhsan Solaroğlu, <i>Ankara</i>
Murad Bavbek, <i>Ankara</i>	Mehduh Kaymaz, <i>Ankara</i>	Alparslan Şenel, <i>Samsun</i>
Kemali Baykaner, <i>Ankara</i>	M. Yaşar Kaynar, <i>Istanbul</i>	Serkan Şimşek, <i>Ankara</i>
Mustafa Berker, <i>Ankara</i>	Evren Keleş, <i>Istanbul</i>	Uğur Türe, <i>Istanbul</i>
Ethem Beşkonaklı, <i>Ankara</i>	Cumhur Kılınçer, <i>Edirne</i>	Ağahan Ünlü, <i>Ankara</i>
Sedat Çağlı, <i>İzmir</i>	Talat Kırış, <i>Istanbul</i>	Mehmet Zileli, <i>İzmir</i>
Adnan Dağçınar, <i>Samsun</i>	Kemal Koç, <i>Kayseri</i>	İbrahim Ziyal, <i>Ankara</i>
Mehmet Daneyemez, <i>Ankara</i>	Kadir Kotil, <i>Istanbul</i>	

**Redaction:** Dr. Aydın Yuluğ, Aytaç Yıldızeli

**Secretary:** Mukadder Karakaya Çerçi, Nurhan Şen

# Turkish Neurosurgery

Volume: 22 Number: 5 Year: 2012

Official Journal of the Turkish Neurosurgical Society

Turkish Neurosurgery is published six times per year by the Turkish Neurosurgical Society (January, March, May, July, September, and November)

Owned and controlled by the Turkish Neurosurgical Society

Copyright owner on behalf of the Turkish Neurosurgical Society:  
**Uğur TÜRE**

Publishing Manager:  
**İhsan SOLAROĞLU**

Key title: Turkish Neurosurgery  
Abbreviated key title: Turk Neurosurg  
[www.turkishneurosurgery.org.tr](http://www.turkishneurosurgery.org.tr)

**ISSN:** 1019-5149

**NLM ID:** 9423821

Subscription: Sent free to the Turkish Neurosurgical Society members.  
Non-members should contact the Society for subscription.

#### **Publishing Services**

BULUŞ DESIGN AND PRINTING SERVICES COMPANY  
Bahriye Üçok Caddesi 9/1 Beşevler, 06500 Ankara, Turkey  
Phone: +90 312 222 44 06 Fax: +90 312 222 44 07  
[www.bulustasarim.com.tr](http://www.bulustasarim.com.tr)

#### **Printed at**

Sonsöz Gazetecilik ve Matbaacılık Tic. Ltd. Şti.  
Matbaacılar Sanayi Sitesi 35. Cadde, No: 56 İvedik, Ankara, Turkey  
Phone: +90 312 394 57 71

This issue is published as: 1250 copies.

Printing Date: 27.09.2012

---

Turkish Neurosurgical Society  
Taşkent Caddesi 13/4 06500 Bahçelievler, Ankara/TURKEY  
Phone: +90 312 212 64 08 Fax : +90 312 215 46 26  
E-mail: [info@turknorosirurji.org.tr](mailto:info@turknorosirurji.org.tr)  
[www.turknorosirurji.org.tr](http://www.turknorosirurji.org.tr)  
[www.turkishneurosurgery.org.tr](http://www.turkishneurosurgery.org.tr)

---

Review of the articles in the journal to make sure they conform to publishing standards, typesetting, the review of English abstract and sources, getting the journal ready for publication and finally the publishing process has been the responsibility of Buluş Design and Printing Services Company.

The paper used to print this journal conforms to ISO 9705: 1994 standard (Requirements for Permanence).  
The National Library of Medicine suggests that biomedical publications be printed on acid-free paper (alkaline paper).

---

## INSTRUCTION TO THE AUTHORS

**Turkish Neurosurgery** is a peer-reviewed, multidisciplinary journal directed at an audience of neurosurgery physicians and scientists. The official language of the journal is **English**. The journal publishes original articles in the form of clinical and basic research. *Turkish Neurosurgery* will only publish studies that have institutional review board (IRB) approval and have strictly observed a sufficient follow-up period. With the exception of reference presentation, *Turkish Neurosurgery* requires that all manuscripts be prepared in accordance with the *Uniform Requirements for Manuscripts Submitted to Biomedical Journals*.

Turkish Neurosurgery periodically publishes the following papers: Original article, Reviews, Clinical and Experimental Studies, Case Reports, Technical notes, Historical Perspective, and Letters to the editors.

### Manuscript Submission

Authors are to submit their manuscripts through the Web-based tracking system at <http://www.turkishneurosurgery.org.tr>. The site contains instructions and advice on how to submit manuscripts, guidance on the creation/scanning and saving of electronic art, and supporting documentation. In addition to allowing authors to submit manuscripts on the Web, the site allows authors to follow the progression of their manuscript through the peer review process. Authors who submit their manuscripts through the Web-based tracking system are asked not to send hard copies of the manuscript to the editorial office. Please address all inquiries regarding manuscripts not yet accepted or published to the Journal's editorial office. The editorial office will acknowledge receipt of your manuscript and will send you a manuscript number for reference.

### Revised Submission

Author's comments to the reviewers are required for revised submissions. Authors must address the reviewer's concerns/suggestions and whether the change was made or not. Authors must also highlight the changes made within the text. Do not track the additions or deletions to the manuscript. If the Authors do not want to revise the manuscript within a period of two months the manuscript will automatically be declined.

**Patient anonymity and informed consent:** It is the author's responsibility to ensure that a patient's anonymity is carefully protected and to verify that any experimental investigation with human subjects reported in the manuscript was performed with informed consent and followed all the guidelines for experimental studies with human subjects required by the institution(s) with which all the authors are affiliated. Authors should mask patients' eyes, private parts and remove patients' names from all figures.

**Copyright:** All authors must sign a copy of the Journal's "Copyright Transfer/Conflict of Interest and Device Status Form" and submit it to the Editorial Office if the manuscript is accepted for publication in Turkish Neurosurgery. The authors of all published material must sign this form at the time of manuscript acceptance.

**Permissions:** Authors must submit written permission from the copyright owner (usually the publisher) to use direct quotations, tables, or illustrations that have appeared in copyrighted form elsewhere, along with complete details about the source. Any permissions fees that might be required by the copyright owner are the responsibility of the authors requesting use of the borrowed material and not the Turkish Neurosurgical Society.

### Preparation of Manuscript

Manuscripts that do not adhere to the following instructions **WILL BE RETURNED** to the corresponding author for technical revision before undergoing peer review.

**General format:** All manuscripts should be submitted in English, and formatted for standard 8 1/2 x 11-inch (21 x 28-cm) paper with at least a 1-inch (2.5 cm) margin on all sides and double-spaced.

**Style:** Pattern manuscript style after the *American Medical Association Manual of Style (9th edition)*, *Stedman's Medical Dictionary (27th edition)* and *Merriam Webster's Collegiate Dictionary (10th edition)* should be used as standard references. Refer to drugs and therapeutic agents by their accepted generic or chemical names, and do not abbreviate them. Use code numbers only when a generic name is not yet available. In that case, supply the chemical name and a figure giving the chemical structure of the drug. Capitalize the trade names of drugs and place them in parentheses after the generic names. To comply with trademark law, include the name and location (city and state in USA; city and country outside USA) of the manufacturer of any drug, supply, or equipment mentioned in the manuscript. Use the metric system to express the units of measure and degrees Celsius to express temperatures, and SI units rather than conventional units.

**Submit the manuscript electronically via:** <http://www.turkishneurosurgery.org.tr> in the following order:

**1) Title page:** Include on the title page (a) complete manuscript title; (b) authors' full names, highest academic degrees, and affiliations; (c) name and address for correspondence, including fax number, telephone number, and e-mail address; (d) address for reprints if different from that of corresponding author; (e) sources of support that require acknowledgment; (f) any other acknowledgment the authors wish to include. Please verify that the spelling, order, and affiliation of each author are correct. The Journal is not responsible for published misspelled names due to author error. **A Running Head** should appear in the title page. The running head should be no more than three to five words from the title, and should **NOT** include the authors' names.

**2) Structured Abstract (only for clinical and experimental research papers),** and Key Words. The following subheads must be included in the Structured Abstract: **Objective (Background), Methods, Results, Conclusions**. Do not cite references in the abstract, and limit the use of abbreviations and acronyms. The structured abstract must **be no more**

than 200 words. List three to eight **Key Words after the Abstract**. It is not necessary to provide a structured abstract for submissions to the Case Reports, Review article, Technical note, Historical article and Letters to the editor sections.

**3) Text:** Organize the manuscript into four main headings: **Introduction, Materials and Methods, Results, and Discussion**. For Clinical Trials, Experimental and Anatomic Studies and similar study designs, please attach the Ethical Committee Approval Form to the manuscript submission. Define abbreviations at first mention in text and in each table and figure. If a brand name is cited, supply the manufacturer's name and address (city and state/country).

**Terms:** Do not use the term hardware. Acceptable substitutions include implants and instrumentation. Constructs or montage may be used if the reference is to a particular pattern of fixation points for the instrumentation.

**Abbreviations:** For a list of standard abbreviations, consult the Council of Biology Editors Style Guide (available from the Council of Science Editors, 9650 Rockville Pike, Bethesda, MD 20814) or other standard sources. Write out the full term for each abbreviation at its first use unless it is a standard unit of measure.

**4) Supplemental video files should be submitted following these conditions:**

- I- .wmv, .mov, .flv, .qt, .mpg, .mpeg, .mp4 formats only
- II- Video files should be formatted with a 320 x 240 pixel minimum screen size.
- III- Videos MUST include narration from the senior author in English.
- IV- Only 1 supplemental video may be uploaded. Supplemental video should be no longer than 8 MB. Videos may include narration from the senior author in English.

**5) References:** The authors are responsible for the accuracy of the references. Key the references (double-spaced) at the end of the manuscript. Cite references in text in alphabetical order. Do not link the references to the text. Cite unpublished data, such as papers submitted but not yet accepted for publication or personal communications, in parentheses in the text. List all authors of the reference. Refer to the List of Journals Indexed in Index Medicus for abbreviations of journal names, or access the list at <http://www.nlm.nih.gov/tsd/serials/lji.html>. Sample references are given below:

#### 1. Journal article

Guiot BH, Khoo LT, Fessler RG: A minimally invasive technique for decompression of the lumbar spine. *Turkish Neurosurgery* 27: 432-438, 2002

#### 2. Additional example

Altınörs N, Kars Z, Arda N, Şenveli E, Türker A, Çınar N: Spinal extradural metastasis of medulloblastoma. *Turk Neurosurg Suppl (veya ek)* 1: 144, 1989

#### 3. Book chapter

Sweitzer S, Arruda J, DeLeo J: The cytokine challenge: Methods for the detection of central cytokines in rodent models of persistent pain. In: Kruger L (ed), *Methods in Pain Research*. Boca Raton, FL: CRC Press, 2001: 109-132

#### 4. Entire book

Atlas SW: *Magnetic Resonance Imaging of the Brain and Spine*. Philadelphia: Lippincott Williams & Wilkins, 2001.

#### 5. Example of thesis

Kanpolat Y: Trigeminal ganglion deneyisel perkütan giriş ve radyofrekans termik lezyonun histopatolojik değerlendirilmesi (Doçentlik tezi), Ankara: Ankara Üniversitesi, 1978:1- 52

#### 6. Software

Epi Info [computer program]. Version 6. Atlanta: Centers for Disease Control and Prevention, 1994.

#### 7. Online journals

Friedman SA. Preeclampsia: A review of the role of prostaglandins. *Obstet Gynecol* [serial online]. January 1988;71:22-37. Available from: BRS Information Technologies, McLean, VA. Accessed December 15, 1990.

#### 8. Database

CANCERNET-PDQ [database online]. Bethesda, MD: National Cancer Institute, 1996. Updated March 29, 1996.

#### 9. World Wide Web

Gostin LO. Drug use and HIV/AIDS [JAMA HIV/AIDS web site]. June 1, 1996. Available at: <http://www.ama-assn.org/special/hiv/ethics>. Accessed June 26, 1997.

#### 6) Tables and Figures:

**Tables:** Create tables in **Word format** using the table creating and editing feature of your word processing software. Do not use Excel or comparable spreadsheet programs. **Tables should not exceed page width of 41 picas or 17.5 cm**. Supply tables together in a separate file. Cite tables consecutively in the text, and number them in that order. Key each on a separate sheet, include the table title, appropriate column heads, and explanatory legends (including definitions of any abbreviations used). **Do not embed tables within the body of the manuscript**. They should be self-explanatory and should supplement, rather than duplicate, the material in the text.

**Digital Figures:** All electronic art can be submitted through the Web-based tracking system <http://www.turkishneurosurgery.org.tr>

**1. Format:** Electronic art should be created/scanned and saved and submitted either as a **JPEG file**.

**2. Sizing and Resolution:** Line art must have a resolution of at least 1200 dpi (dots per inch), and electronic photographs, radiographs, CT scans, and scanned images must have a resolution of at least 300 dpi. Figures should be sized to fit either 1 column (20 picas/8.4 cm), 1 1/2 columns (30 picas/12.65 cm) OR 2 columns (41 picas/17.5 cm) on a page. Sizing and Resolution can be checked through the free Sheridan Digital art checker at <http://dx.sheridan.com/onl>

**3. Fonts:** If fonts are used in the artwork, they must be converted to paths or outlines or they must be embedded in the files. Fonts must be 8 pt and be sized consistently throughout the artwork. The best font to use is Helvetica.

**Figure legends:** Legends must be submitted for all figures. They should be brief and specific and less than 150 characters

or approximately 50 words. List figure legends on a separate page at the end of the manuscript text.

**Color figures:** The journal accepts for publication color figures that will enhance an article. **Authors who submit color figures will receive an estimate of the cost for color reproduction.** If they decide not to pay for color reproduction, they can request that the figures be converted to black and white at no charge. The authors may also request that their color figures be posted online only.

**Plagiarism:** Manuscripts are investigated for possible plagiarism once they are accepted for possible publication. The chief editor will decide on the publication of manuscripts following this evaluation.

**Manuscript Checklist (before submission. For author reference only)**

1. Title page
  - Corresponding author designated, and full mailing address included on title page
  - E-mail address of corresponding author included on title page
  - Running head
  - Permission to reproduce copyrighted materials or signed patient consent forms
  - Acknowledgments listed for grants, technical support, and corporate support on title page
2. Structured abstract with key words (200 words)
3. Manuscript text with page numbers
4. Figure legends
5. Tables (Word, Wordperfect)
6. Figures (jpeg)
7. References double-spaced and cited in alphabetical order

**Letter to the Editor:** Letters to the Editor can also be submitted through Editorial Manager. Letters should refer to the title and authors of the article the letter is about and should be no longer than **300** words with no more than 3 references. Letters to the Editor are sent to the article authors for response. The Editor-in-Chief makes the final decision on whether letters to the editor and the responses are published.

**After Acceptance**

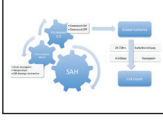
**Page proofs and corrections:** Corresponding authors will receive electronic page proofs to check the copy edited and typeset article before publication. Portable document format (PDF) files of the typeset pages and support documents (e.g., reprint order form) will be sent to the corresponding author via e-mail. Complete instructions for downloading and printing the files and for faxing the corrected pages to the publisher will be provided with the e-mail. The corresponding authors are responsible for giving their correct email address while making a submission. If you have any problems with your email address you can provide two different e-mail addresses and we can send the proof of your manuscript to both addresses. Authors without an e-mail address will receive traditional page proofs. It is the author's responsibility to ensure that there are no errors in the proofs. The author must respond within 72 hours with approval of the manuscript or with corrections to the manuscript. Corrections may be provided as a written list detailing the corrections, either in the e-mail or in a separate word document. Authors are reminded to read the proof very carefully as final proofreading responsibility resides with them. If no response is received from the authors within 72 hours, the sent proof will be accepted as a corrected form of the proof and can be published. Whether these proofs are published or not depends on the decision of the chief editor. Changes that have been made to conform to journal style will stand if they do not alter the author's meaning. Only the most critical changes of the accuracy of the content will be made. Changes that are stylistic or are a reworking of previously accepted material will not be allowed. The publisher reserves the right to deny any changes that do not affect the accuracy of the content. Authors may be charged for alterations to the proofs beyond those required to correct errors or to answer queries. Proofs must be checked carefully and corrections faxed within 72 hours of receipt, as requested in the cover letter accompanying the page proofs.

**Publisher's contact:** Fax corrected page proofs, reprint order forms, and any other related materials to Journal Production Editor, Turkish Neurosurgery, +90 312 212 64 08. Color proofs should be returned to Journal Production Editor, Turkish Neurosurgery, Taşkent Caddesi 13/4, Bahçelievler-06500 ANKARA, TURKEY

**Reprints:** Authors will receive a reprint order form and a price list with the page proofs. Reprint requests should be faxed with the corrected proofs, if possible. Reprints are normally shipped 6 to 8 weeks after publication of the issue in which the item appears. Contact the Reprint Department, Taşkent Caddesi No: 13/4, Bahçelievler-06500 ANKARA, TURKEY

## REVIEW

529



### Early Brain Injury Following Aneurysmal Subarachnoid Hemorrhage: Emphasis on Cellular Apoptosis

*Anevrizmal Subaraknoid Kanama Sonrası Erken Beyin Hasarı: Hücresel Apoptoz Üzerine Tartışma*

Simge YUKSEL, Yusuf Berk TOSUN, Julian CAHILL, Ihsan SOLAROGLU

534

### Surgical Results of Degenerative Spondylolisthesis Patients Over 70 Years Old: A Single-Center Experience and Clinical Outcomes

*70 Yaş Üstü Dejeneratif Spondilolistezisli Hastalarda Cerrahi Sonuçlar: Tek Merkez Deneyimi ve Klinik Sonuçlar*

Cem ATABEY, Selcuk GOCMEN, Hakan SIMSEK, Emre ZORLU, Mehmet Nusret DEMIRCAN, Ahmet COLAK, Cem DINC

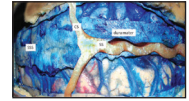
## ORIGINAL INVESTIGATIONS

540

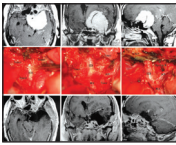
### Morphometric Evaluation of Parasagittal Venous Anatomy for Intracranial Approaches: A Cadaveric Study

*İntrakraniyal Yaklaşımlar için Parasagittal Venöz Anatominin Morfometrik Değerlendirmesi: Kadavra Çalışması*

Salih SAYHAN, Mustafa GUVENCER, Ercan OZER, Mehmet Nuri ARDA



547



### Large Medial Sphenoid Wing Meningiomas: Long-Term Outcome and Correlation with Tumor Size after Microsurgical Treatment in 127 Consecutive Cases

*Büyük Medial Sfenoid Kanat Menenjiyomları: Arka Arkaya 127 Olguda Mikrocerrahi Tedavi Sonrasında Uzun Dönemli Sonuç ve Tümör Büyüklüğüyle Korelasyon*

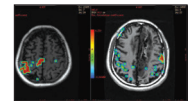
Ding-yang LIU, Xian-rui YUAN, Qing LIU, Xin-jun JIANG, Wei-Xi JIANG, Ze-feng PENG, Xi-ping DING, Duan-wu LUO, Jian YUAN

558

### Preoperative Assessment Using Multimodal Functional Magnetic Resonance Imaging Techniques in Patients with Brain Gliomas

*Beyin Gliumlu Hastalarda Multimodal İşlevsel Manyetik Rezonans Görüntüleme Teknikleri Kullanılarak Preoperatif Değerlendirme*

Han-bing SHANG, Wei-guo ZHAO, Wei-feng ZHANG



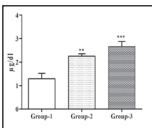
566

### Malign Transformation in the Low Grade Astrocytomas and Related Factors

*Düşük Dereceli Astrositomlarda Kötücül Dönüşüm ve İlişkili Faktörler*

Kaan KAMASAK, Mehmet Ali EKICI, Cuneyt GOCMEZ, Bulent TUCER, Seyit Kaan BASARSLAN, Ali KURTSOY

576



### Effect of Prenatal Stress on Expression of Glutathione System in Neonatal Rat Brain

*Prenatal Stresin Neonatal Siçan Beyninde Glutasyon Sistemi Ekspresyonuna Etkisi*

Sudhanshu SAHU, Sampath MADHYASTHA, Gayathri RAO

583

### Clinical Results of Surgical Management in Type II Odontoid Fracture: A Preliminary Report

*Tip II Odontoid Kırıkta Cerrahi Tedavinin Klinik Sonuçları: Ön Rapor*

Hossein MASHHADINEZHAD, Fariborz SAMINI, Ali MASHHADINEZHAD, Ali BIRJANDINEJAD

**Duration of Intra-Operative Stimulation as a Predictor of Success of Spinal Cord Stimulation for Chronic Pain Syndromes**

588

*Kronik Ağrı Sendromlarında Omurilik Stimülasyon Başarısının Bir Göstergesi Olarak İntraoperatif Stimülasyonun Süresi*

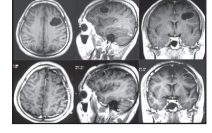
Hosam AL-JEHANI, Wissam ESSAWI, Line JACQUES

**Surgical Management Strategies of Intracranial Arachnoid Cysts: A Single Institution Experience of 75 Cases**

591

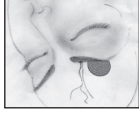
*İntrakranial Araknoid Kistlerin Cerrahi Yönetim Stratejileri: Bir Merkezin 75 Olguluk Tecrübesi*

Bulent DUZ, Serdar KAYA, Mehmet DANEYEMEZ, Engin GONUL



**Microscopic Supraciliary Approach for Terminal Laminotomy for Treatment of Hydrocephalus: A Preliminary Report of Eight Cases**

599



*Hidrocefali Tedavisinde Terminal Laminotomi için Mikroskopik Suprasilyer Yaklaşım: Sekiz Olguda Ön Rapor*

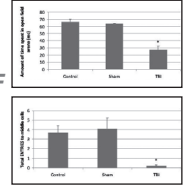
Ali Tayebi MEYBODI, Seyed Mojtaba MIRI

**Anxiety Caused by Traumatic Brain Injury Correlates to Decreased Prefrontal Cortex VEGF Immunoreactivity and Neuron Density in Immature Rats**

604

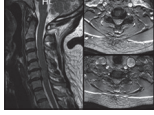
*İmmatür Sıçanlarda Travmatik Beyin Hasarının Neden Olduğu Anksiyete, Prefrontal Korteks VEGF İmmunreaktivitesi ve Nöron Dansitesinde Azalma ile Koreledir*

Basak BAYKARA, Ferihan CETIN, Burak BAYKARA, Ilkay AKSU, Ayfer DAYI, Muge KIRAY, Ali Rıza SISMAN, Durgul OZDEMİR, Mehmet Nuri ARDA, Nazan UYSAL



**Outcome Evaluation of a Zero-Profile Implant for Anterior Cervical Discectomy with Fusion**

611



*Füzyonla Anterior Diskektomi İçin Bir Sıfır Profilli İmplantın Sonuçlarının Değerlendirilmesi*

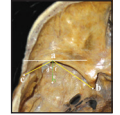
Waleed AZAB, Mamdouh ABDEL-RAZEK, Abeer ALI, Ahmed ABDELRAHMAN, Waleed SALAHELDIN, Khurram NASIM, Hosam ATTIA, Doaa SOLIMAN

**Does the Sphenoid Angle Effect the Operation Strategy? Anatomical and Radiological Investigation**

618

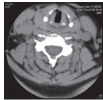
*Sfenoid Açısı Cerrahi Stratejiyi Etkiler mi? Anatomik ve Radyolojik Araştırma*

Gokmen KAHIOLOGULLARI, Aysun UZ, Umit EROGLU, Nihal APAYDIN, Zeynep YESILIRMAK, Mustafa Kemal BASKAYA, Nihat EGEMEN



**Computed Tomographic Evaluation of the Distance Between the Medial Border of Longus Colli Muscle and Foramen Transversarium in Ventral Approaches to the Subaxial Cervical Spine**

624



*Subaksiyal Servikal Omurgaya Ventral Yaklaşımlarda Longus Colli Kasının Medial Kenarı ile Foramen Transversarium Arasındaki Mesafenin Bilgisayarlı Tomografiyle Değerlendirilmesi*

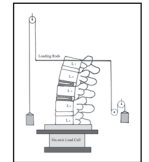
Rania Mohamed HEGAZY, Waleed Abdelfattah AZAB, Hosam Mohamed ATTIA, Ahmed Yahia ABDELRAHMAN

**Do Translaminar Facet Screws Have the Same Stability as Pedicle Screws in Two-Level Anterior Lumbar Interbody Fusion? A Biomechanical Study**

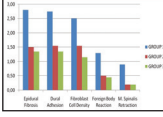
630

*İki Seviyeli Anterior Lumbar İnterbody Füzyonda Translaminar Faset Vidalarının Stabilitesi Pedikül Vidalarıyla Aynı mıdır? Biyomekanik Bir Çalışma*

Ying ZHAN, Ding TIAN



634



### Prevention of Epidural Fibrosis in Rats by Local or Systemic Administration of Citicoline

*Sıçanlarda Lokal ve Sistemik Sitikolin Uygulanması ile Epidural Fibrozisin Önlenmesi*

Mehmet SAVRAN, Ahmet BEKAR, Mehmet CANSEV, Sahsene TOLUNAY, Ismail Hakki ULUS, Mevlut Ozgur TASKAPILIOGLU

641

### The Importance and Efficacy of Posterior Only Instrumentation and Fusion for Severe Idiopathic Scoliosis

*Ciddi İdiyopatik Skolyozda Sadece Posterior'dan Yapılan Enstrumentasyon ve Füzyonun Etkinliği ve Önemi*

Tolga EGE, Serkan BILGIC, Omer ERSEN, Yuksel YURTTAS, Erbil OGUZ, Ali SEHIRLIOGLU, Atilla KAZANCI



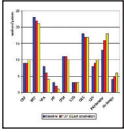
645

### Improvement in Remission Rates of the First Operation in Acromegalic Patients

*Akromegali Hastalarında İlk Cerrahi Tedavi Başarısındaki Artış*

Ozgur DEMIR, Vedia GEDIK, Demet CORAPCIOGLU, Rifat EMRAL, Mustafa Agahan UNLU, Murat Faik ERDOGAN, Sevim GULLU, Ali Rıza UYSAL, Nilgun BASKAL

651



### Incidence and Management of Late Postsurgical Seizures in Clinical Practice

*Klinik Uygulamada Cerrahi Sonrası Geç Havalelerin İnsidansı ve Takibi*

Emanuele BARTOLINI, Bruno LENZI, Riccardo VANNOZZI, Giuliano Francesco PARENTI, Alfonso IUDICE

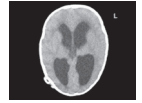
## CASE REPORT

656

### Hyponatremic Seizure Due to Huge Abdominal Cerebrospinal Fluid Pseudocyst in a Child with Ventriculoperitoneal Shunt: A Case Report

*Ventriküloperitoneal Şanlı Bir Çocukta Batındaki Dev Serebrospinal Sıvı Psödokistine Bağlı Gelişen Hiponatremik Nöbet: Bir Olgu Sunumu*

Behcet Ilker BUYUKYAVUZ, Levent DUMAN, Tamer KARAASLAN, Aysen TUREDİ



659

### Epidermoid Cyst Inside Anterior Sacral Meningocele in an Adult Patient of Currarino Syndrome Manifesting with Meningitis

*Currarino Sendromlu Yetişkin Bir Hastada Menenjit Olarak Ortaya Çıkan, Anterior Sakral Meningosel İçinde Epidermoid Kist*

Ritesh KANSAL, Amit MAHORE, Nitin DANGE, Sanjay KUKREJA




662


### Endoscopic Transphenoidal Approach for Fibrous Dysplasia of Clivus, Tuberculum Sellae and Sphenoid Sinus; Report of Three Cases

*Klivus, Tuberkulum Sella ve Sfenoid Sinus Fibroz Displazili Üç Olguya Endoskopik Transsfenoidal Yaklaşım*

Ihsan ANIK, Kenan KOC, Burak CABUK, Savas CEYLAN



667



### Cervical Intradural Glass Fragment: A Rare Cause of Neuropathic Pain

*Nöropatik Ağrının Nadir Bir Nedeni Olarak İntradural Cam Parçası*

Mehmet Osman AKCAKAYA, Yavuz ARAS, Ali Guven YORUKOGLU, Cem OVALIOGLU, Altay SENCER