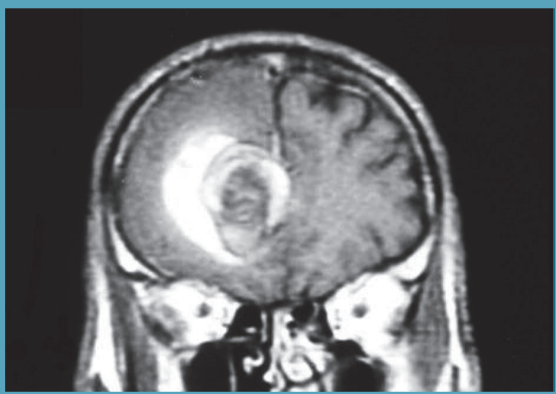


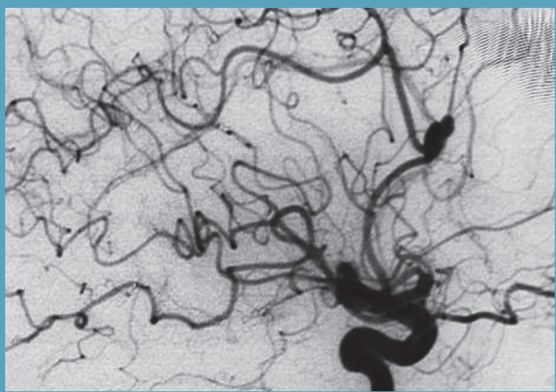
Turkish Neurosurgery

Official Journal of the Turkish Neurosurgical Society

ISSN 1019-5149 - NLM ID 9423821
VOLUME 21 - NUMBER 1 - YEAR 2011



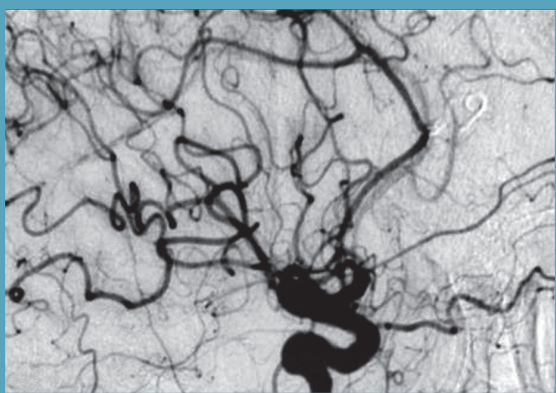
Effects of the Hippocampal Deep Brain Stimulation on Cortical Epileptic Discharges in Penicillin – Induced Epilepsy Model in Rats



The Management in the C2-C3 Disc Herniations: A Clinical Study

Benign Cerebellar Pilocytic Astrocytomas in Children

Immunohistochemical Expression of Cyclooxygenase- 2 in Astrocytoma: Correlation with Angiogenesis, Tumor Progression and Survival



Long-Term Outcomes of Percutaneous Retrogasserian Glycerol Rhizotomy in 3370 Patients with Trigeminal Neuralgia

Clipping of Large and Giant Aneurysms of Anterior Circulation

Outcomes of Intrathecal Baclofen (ITB) Therapy in Spasticity

Spontaneous Pyogenic Spinal Epidural Abscess





Turkish Neurosurgery

Official Journal of the Turkish Neurosurgical Society

TURKISH NEUROSURGICAL SOCIETY

Volume: 21 Number: 1 Year: 2011

www.turkishneurosurgery.org.tr

PRESIDENTS

Nurhan Avman	1985-1986
Aykut Erbenli	1986-1987
Özdemir Gürçay	1988-1988
Tunçalp Özgen	1988-1989
Yücel Kanpolat	1989-1990
Osman E. Özcan	1990-1992
Ertekin Arasil	1992-1993
Yamaç Taşkın	1993-1995
Yücel Kanpolat	1995-1996
Nur Altınörs	1996-1997
Kemali Baykaner	1997-1998
Kaya Aksoy	1998-2000
Necmettin Pamir	2000-2002
Nurcan Özdamar	2002-2004
Selçuk Palaoğlu	2004-2006
Mehmet Zileli	2006-2008
Ethem Beşkonaklı	2008-2010
Murad Bavbek	2010-

EDITORS

Tunçalp Özgen	1989-1989
Yücel Kanpolat	1989-1990
Osman E. Özcan	1990-1992
Selçuk Palaoğlu	1992-1994
Nur Altınörs	1994-1995
Selçuk Palaoğlu	1995-1996
Zafer Kars	1996-1998
Kaya Aksoy	1998-2000
Murad Bavbek	2000-2003
Erdener Timurkaynak	2003-2004
Kemal Benli	2004-2006
Hakan Caner	2007-

Turkish Neurosurgery has been accepted
for indexing in:
SCIENCE CITATION INDEX EXPANDED
INDEX MEDICUS, MEDLINE, PubMed,
Scopus

Editor:

Hakan Caner : hakanc@baskent-ank.edu.tr

Associate Editors:

Burçak Bilginer	: burcak@tr.net
Bülent Düz	: bulentduz@gmail.com
Salih Gülşen	: salihgulsen07@gmail.com
Hakan Seçkin	: hakanseckin@tr.net
Sait Şirin	: drsirin@yahoo.com
Cem Yılmaz	: cemerimilmaz@gmail.com

EDITORIAL BOARD

International

Ossama Al-Mefty, <i>USA</i>	Takeski Kawase, <i>Japan</i>	James T. Rutka, <i>Canada</i>
Michael J. Apuzzo, <i>USA</i>	Andrew H. Kaye, <i>Australia</i>	Christian Sainte-Rose, <i>France</i>
Issam A. Awad, <i>USA</i>	Hidenori Kobayashi, <i>Japan</i>	Majid Samii, <i>Germany</i>
Edward C. Benzel, <i>USA</i>	Shigeaki Kobayashi, <i>Japan</i>	Bernd W. Scheitauer, <i>USA</i>
Peter M. Black, <i>USA</i>	Edward R. Laws, Jr, <i>USA</i>	Johannes Schramm, <i>Germany</i>
Mario Brock, <i>Germany</i>	Kevin Lee, <i>USA</i>	Laligam Sekhar, <i>USA</i>
Rudolph Fahlbusch, <i>Germany</i>	Joseph C. Maroon, <i>USA</i>	Marc Sindou, <i>France</i>
Michael Fehlings, <i>Canada</i>	David G. McLone, <i>USA</i>	Robert F. Spetzler, <i>USA</i>
Fleming Gjerris, <i>Denmark</i>	Dattatraya Muzumdar, <i>India</i>	Kintomo Takakura, <i>Japan</i>
Ziya Gökaslan, <i>USA</i>	Evandro de Oliveira, <i>Brazil</i>	David GT Thomas, <i>England</i>
John A. Jane, <i>USA</i>	Robert J. Ojemann, <i>USA</i>	Nicolas de Tribolet, <i>Switzerland</i>
Tetsuo Kanno, <i>Japan</i>	Albert L. Rhoton Jr, <i>USA</i>	M. Gazi Yaşargil, <i>USA</i>
Neal F. Kassell, <i>USA</i>	Concezio Di Rocco, <i>Italy</i>	

National

Bektaş Açıkgöz, <i>Zonguldak</i>	Nihat Egemen, <i>Ankara</i>	Ender Korfalı, <i>Bursa</i>
Nejat Akalan, <i>Ankara</i>	İlhan Elmacı, <i>İstanbul</i>	Melike Mut, <i>Ankara</i>
Nur Altınörs, <i>Ankara</i>	Atilla Erdem, <i>Ankara</i>	Sait Naderi, <i>İstanbul</i>
Nuri Arda, <i>İzmir</i>	Yusuf Erşahin, <i>İzmir</i>	Nezih Oktar, <i>İzmir</i>
Ali Arslantaş, <i>Eskişehir</i>	Engin Gönül, <i>Ankara</i>	Fahir Özer, <i>İstanbul</i>
Başar Atalay, <i>İstanbul</i>	Murat Hancı, <i>İstanbul</i>	Tunçalp Özgen, <i>Ankara</i>
Ayhan Attar, <i>Ankara</i>	Faruk İldan, <i>Adana</i>	Ertuğ Özkal, <i>Konya</i>
Murad Bavbek, <i>Ankara</i>	Servet İnci, <i>Ankara</i>	Selçuk Palaoğlu, <i>Ankara</i>
Kemali Baykaner, <i>Ankara</i>	Yücel Kanpolat, <i>Ankara</i>	Ali Savaş, <i>Ankara</i>
Zafer Berkman, <i>İstanbul</i>	Zafer Kars, <i>Sivas</i>	İhsan Solaroğlu, <i>Ankara</i>
Ethem Beşkonaklı, <i>Ankara</i>	M. Yaşar Kaynar, <i>İstanbul</i>	Tuncer Süzer, <i>İstanbul</i>
Süleyman Çaylı, <i>Malatya</i>	Evren Keleş, <i>İstanbul</i>	İnan Turantan, <i>İstanbul</i>
Fahrettin Çelik, <i>Samsun</i>	Talat Kırış, <i>İstanbul</i>	Mehmet Zileli, <i>İzmir</i>
M. Nusret Demircan, <i>İstanbul</i>	Kemal Koç, <i>Kayseri</i>	İbrahim Ziyal, <i>Ankara</i>

Redaction: Dr. Aydın Yuluğ, Aytaç Yıldızeli

Secretary: Mukadder Karakaya Çerçi

Turkish Neurosurgery

Volume: 21 Number: 1 Year: 2011

Official Journal of the Turkish Neurosurgical Society

Published quarterly by the Turkish Neurosurgical Society
(January, April, July, October)

Owned and controlled by the Turkish Neurosurgical Society

Copyright owner on behalf of the Turkish Neurosurgical Society:
Murad BAVBEK

Publishing Manager:
Uğur TÜRE

Key title: Turkish Neurosurgery
Abbreviated key title: Turk Neurosurg
www.turkishneurosurgery.org.tr

ISSN: 1019-5149

NLM ID: 9423821

Subscription: Sent free to the Turkish Neurosurgical Society members.
Non-members should contact the Society for subscription.

Publishing Services

BULUŞ DESIGN AND PRINTING SERVICES COMPANY
Bahriye Üçok Caddesi 9/1 Beşevler, 06500 Ankara, Turkey
Phone: +90 312 222 44 06 Fax: +90 312 222 44 07
www.bulustasarim.com.tr

Printed at

Miki Matbaacılık San. ve Tic. Ltd. Şti.
Matbaacılar Sanayi Sitesi 506 Sk. No: 27 İvedik, Ankara, Turkey
Phone: +90 312 395 21 28

This issue is published as: 1100 copies.

Printing Date: 29.01.2011

Turkish Neurosurgical Society
Taflkent Caddesi 13/4 06500 Bahçelievler, Ankara/TURKEY
Phone: +90 312 212 64 08 Fax : +90 312 215 46 26
E-mail: info@turknorosirurji.org.tr
www.turknorosirurji.org.tr
www.turkishneurosurgery.org.tr

Review of the articles in the journal to make sure they conform to publishing standards, typesetting, the review of English abstract and sources, getting the journal ready for publication and finally the publishing process has been the responsibility of Buluş Design and Printing Services Company.

The paper used to print this journal conforms to ISO 9705: 1994 standard (Requirements for Permanence).
The National Library of Medicine suggests that biomedical publications be printed on acid-free paper (alkaline paper).

INSTRUCTION TO THE AUTHORS

Turkish Neurosurgery is a peer-reviewed, multidisciplinary journal directed at an audience of neurosurgery physicians and scientists. The official language of the journal is **English**. The journal publishes original articles in the form of clinical and basic research. *Turkish Neurosurgery* will only publish studies that have institutional review board (IRB) approval and have strictly observed a sufficient follow-up period. With the exception of reference presentation, *Turkish Neurosurgery* requires that all manuscripts be prepared in accordance with the *Uniform Requirements for Manuscripts Submitted to Biomedical Journals*.

Turkish Neurosurgery periodically publishes the following papers: Original article, Reviews, Clinical and Experimental Studies, Case Reports, Technical notes, Historical Perspective, and Letters to the editors.

Manuscript Submission

Authors are to submit their manuscripts through the Web-based tracking system at <http://www.turkishneurosurgery.org.tr>. The site contains instructions and advice on how to submit manuscripts, guidance on the creation/scanning and saving of electronic art, and supporting documentation. In addition to allowing authors to submit manuscripts on the Web, the site allows authors to follow the progression of their manuscript through the peer review process. Authors who submit their manuscripts through the Web-based tracking system are asked not to send hard copies of the manuscript to the editorial office. Please address all inquiries regarding manuscripts not yet accepted or published to the Journal's editorial office. The editorial office will acknowledge receipt of your manuscript and will send you a manuscript number for reference.

Revised Submission

Author's comments to the reviewers are required for revised submissions. Authors must address the reviewer's concerns/suggestions and whether the change was made or not. Authors must also highlight the changes made within the text. Do not track the additions or deletions to the manuscript. If the Authors do not want to revise the manuscript within a period of two months the manuscript will automatically be declined.

Patient anonymity and informed consent: It is the author's responsibility to ensure that a patient's anonymity is carefully protected and to verify that any experimental investigation with human subjects reported in the manuscript was performed with informed consent and followed all the guidelines for experimental studies with human subjects required by the institution(s) with which all the authors are affiliated. Authors should mask patients' eyes, private parts and remove patients' names from all figures.

Copyright: All authors must sign a copy of the Journal's "Copyright Transfer/Conflict of Interest and Device Status Form" and submit it to the Editorial Office if the manuscript is accepted for publication in Turkish Neurosurgery. The authors of all published material must sign this form at the time of manuscript acceptance.

Permissions: Authors must submit written permission from the copyright owner (usually the publisher) to use direct quotations, tables, or illustrations that have appeared in copyrighted form elsewhere, along with complete details about the source. Any permissions fees that might be required by the copyright owner are the responsibility of the authors requesting use of the borrowed material and not the Turkish Neurosurgical Society.

Preparation of Manuscript

Manuscripts that do not adhere to the following instructions **WILL BE RETURNED** to the corresponding author for technical revision before undergoing peer review.

General format: All manuscripts should be submitted in English, and formatted for standard 8 1/2 x 11-inch (21 x 28-cm) paper with at least a 1-inch (2.5 cm) margin on all sides and double-spaced.

Style: Pattern manuscript style after the *American Medical Association Manual of Style (9th edition)*, *Stedman's Medical Dictionary (27th edition)* and *Merriam Webster's Collegiate Dictionary (10th edition)* should be used as standard references. Refer to drugs and therapeutic agents by their accepted generic or chemical names, and do not abbreviate them. Use code numbers only when a generic name is not yet available. In that case, supply the chemical name and a figure giving the chemical structure of the drug. Capitalize the trade names of drugs and place them in parentheses after the generic names. To comply with trademark law, include the name and location (city and state in USA; city and country outside USA) of the manufacturer of any drug, supply, or equipment mentioned in the manuscript. Use the metric system to express the units of measure and degrees Celsius to express temperatures, and SI units rather than conventional units.

Submit the manuscript electronically via: <http://www.turkishneurosurgery.org.tr> in the following order:

1) Title page: Include on the title page (a) complete manuscript title; (b) authors' full names, highest academic degrees, and affiliations; (c) name and address for correspondence, including fax number, telephone number, and e-mail address; (d) address for reprints if different from that of corresponding author; (e) sources of support that require acknowledgment; (f) any other acknowledgment the authors wish to include. Please verify that the spelling, order, and affiliation of each author are correct. The Journal is not responsible for published misspelled names due to author error. **A Running Head** should appear in the title page. The running head should be no more than three to five words from the title, and should **NOT** include the authors' names.

2) Structured Abstract (only for clinical and experimental research papers), and Key Words. The following subheads must be included in the Structured Abstract: **Objective (Background), Methods, Results, Conclusions**. Do not cite references in the abstract, and limit the use of abbreviations and acronyms. The structured abstract must **be no more**

than 200 words. List three to eight **Key Words after the Abstract**. It is not necessary to provide a structured abstract for submissions to the Case Reports, Review article, Technical note, Historical article and Letters to the editor sections.

3) **Text:** Organize the manuscript into four main headings: **Introduction, Materials and Methods, Results, and Discussion**. For Clinical Trials, Experimental and Anatomic Studies and similar study designs, please attach the Ethical Committee Approval Form to the manuscript submission. Define abbreviations at first mention in text and in each table and figure. If a brand name is cited, supply the manufacturer's name and address (City and state/country).

Terms: Do not use the term hardware. Acceptable substitutions include implants and instrumentation. Constructs or montage may be used if the reference is to a particular pattern of fixation points for the instrumentation.

Abbreviations: For a list of standard abbreviations, consult the Council of Biology Editors Style Guide (available from the Council of Science Editors, 9650 Rockville Pike, Bethesda, MD 20814) or other standard sources. Write out the full term for each abbreviation at its first use unless it is a standard unit of measure.

4) **Supplemental video files should be submitted following these conditions:**

- I- .wmv, .mov, .flv, .qt, .mpg, .mpeg, .mp4 formats only
- II- Video files should be formatted with a 320 x 240 pixel minimum screen size.
- III- Videos MUST include narration from the senior author in English.
- IV- Only 1 supplemental video may be uploaded. Supplemental video should be no longer than 8 MB. Videos may include narration from the senior author in English.

5) **References:** The authors are responsible for the accuracy of the references. Key the references (double-spaced) at the end of the manuscript. Cite references in text in alphabetical order. Do not link the references to the text. Cite unpublished data, such as papers submitted but not yet accepted for publication or personal communications, in parentheses in the text. List all authors of the reference. Refer to the List of Journals Indexed in Index Medicus for abbreviations of journal names, or access the list at <http://www.nlm.nih.gov/tsd/serials/lji.html>. Sample references are given below:

Journal article

1. Guiot BH, Khoo LT, Fessler RG: A minimally invasive technique for decompression of the lumbar spine. *Turkish Neurosurgery* 27: 432-438, 2002

Book chapter

2. Sweitzer S, Arruda J, DeLeo J: The cytokine challenge: Methods for the detection of central cytokines in rodent models of persistent pain. In: Kruger L, ed. *Methods in Pain Research*. Boca Raton, FL: CRC Press, 2001: 109-132

Entire book

3. Atlas SW: *Magnetic Resonance Imaging of the Brain and Spine*. Philadelphia: Lippincott Williams & Wilkins, 2001.

Software

4. Epi Info [computer program]. Version 6. Atlanta: Centers for Disease Control and Prevention, 1994.

Online journals

5. Friedman SA. Preeclampsia: A review of the role of prostaglandins. *Obstet Gynecol* [serial online]. January 1988;71:22-37. Available from: BRS Information Technologies, McLean, VA. Accessed December 15, 1990.

Database

6. CANCERNET-PDQ [database online]. Bethesda, MD: National Cancer Institute, 1996. Updated March 29, 1996.

World Wide Web

7. Gostin LO. Drug use and HIV/AIDS [JAMA HIV/AIDS web site]. June 1, 1996. Available at: <http://www.ama-assn.org/special/hiv/ethics>. Accessed June 26, 1997.

5) **Tables and Figures:**

Tables: Create tables in **Word** format using the table creating and editing feature of your word processing software. Do not use Excel or comparable spreadsheet programs. **Tables should not exceed page width of 41 picas or 17.5 cm**. Supply tables together in a separate file. Cite tables consecutively in the text, and number them in that order. Key each on a separate sheet, include the table title, appropriate column heads, and explanatory legends (including definitions of any abbreviations used). **Do not embed tables within the body of the manuscript**. They should be self-explanatory and should supplement, rather than duplicate, the material in the text.

Digital Figures: All electronic art can be submitted through the Web-based tracking system <http://www.turkishneurosurgery.org.tr>

1. **Format:** Electronic art should be created/scanned and saved and submitted either as a **JPEG file**.

2. **Sizing and Resolution:** Line art must have a resolution of at least 1200 dpi (dots per inch), and electronic photographs, radiographs, CT scans, and scanned images must have a resolution of at least 300 dpi. Figures should be sized to fit either 1 column (20 picas/8.4 cm), 1 1/2 columns (30 picas/12.65 cm OR 2 columns (41 picas/17.5 cm) on a page. Sizing and Resolution can be checked through the free Sheridan Digital art checker at <http://dx.sheridan.com/onl>

3. **Fonts:** If fonts are used in the artwork, they must be converted to paths or outlines or they must be embedded in the files. Fonts must be 8 pt and be sized consistently throughout the artwork. The best font to use is Helvetica.

Figure legends: Legends must be submitted for all figures. They should be brief and specific and less than 150 characters or approximately 50 words. List figure legends on a separate page at the end of the manuscript text.

Color figures: The journal accepts for publication color figures that will enhance an article. **Authors who submit color figures will receive an estimate of the cost for color reproduction**. If they decide not to pay for color reproduction, they can request that the figures be converted to black and white at no charge. The authors may also request that their color figures be posted online only.

Manuscript Checklist (before submission. For author reference only)

1. Title page
 - Corresponding author designated, and full mailing address included on title page
 - E-mail address of corresponding author included on title page
 - Running head
 - Permission to reproduce copyrighted materials or signed patient consent forms
 - Acknowledgments listed for grants, technical support, and corporate support on title page
2. Structured abstract with key words (200 words)
3. Manuscript text with page numbers
4. Figure legends
5. Tables (Word, Wordperfect)
6. Figures (jpeg)
7. References double-spaced and cited in alphabetical order

Letter to the Editor: Letters to the Editor can also be submitted through Editorial Manager. Letters should refer to the title and authors of the article the letter is about and should be no longer than **300** words with no more than 3 references. Letters to the Editor are sent to the article authors for response. The Editor-in-Chief makes the final decision on whether letters to the editor and the responses are published.

After Acceptance

Page proofs and corrections: Corresponding authors will receive electronic page proofs to check the copyedited and typeset article before publication. Portable document format (PDF) files of the typeset pages and support documents (e.g., reprint order form) will be sent to the corresponding author via e-mail. Complete instructions for downloading and printing the files and for faxing the corrected pages to the publisher will be provided with the e-mail. Authors without an e-mail address will receive traditional page proofs. It is the author's responsibility to ensure that there are no errors in the proofs. Changes that have been made to conform to journal style will stand if they do not alter the author's meaning. Only the most critical changes of the accuracy of the content will be made. Changes that are stylistic or are a reworking of previously accepted material will not be allowed. The publisher reserves the right to deny any changes that do not affect the accuracy of the content. Authors may be charged for alterations to the proofs beyond those required to correct errors or to answer queries. Proofs must be checked carefully and corrections faxed within 24 to 48 hours of receipt, as requested in the cover letter accompanying the page proofs.

Publisher's contact: Fax corrected page proofs, reprint order forms, and any other related materials to Journal Production Editor, Turkish Neurosurgery, +90 312 212 64 08. Color proofs should be returned to Journal Production Editor, Turkish Neurosurgery, Taşkent Caddesi 13/4, Bahçelievler-06500 ANKARA, TURKEY

Reprints: Authors will receive a reprint order form and a price list with the page proofs. Reprint requests should be faxed with the corrected proofs, if possible. Reprints are normally shipped 6 to 8 weeks after publication of the issue in which the item appears. Contact the Reprint Department, Taşkent Caddesi No: 13/4, Bahçelievler-06500 ANKARA, TURKEY

ORIGINAL INVESTIGATIONS

- 1** **Effects of the Hippocampal Deep Brain Stimulation on Cortical Epileptic Discharges in Penicillin – Induced Epilepsy Model in Rats**
Ratlarda Penisilinle İndüklenmiş Deneysel Epilepsi Modelinde Hipokampal Derin Beyin Stimülasyonunun Kortikal İktal Aktivite Üzerine Etkileri
Tarik AKMAN, Haydar ERKEN, Goksemin ACAR, Elif BOLAT, Zahir KİZİLAY, Feridun ACAR, Osman GENC
-
- 6** **Meta-Analyses of Intracerebral Hematoma Treatment**
İntraserebral Hematom Tedavisi Metaanalizi
Ihsan ANIK, Halil Ibrahim SECER, Yonca ANIK, Bulent DUZ, Engin GONUL
-
- 15**  **The Management in the C2-C3 Disc Herniations: A Clinical Study**
C2-C3 Disk Herniasyonlarında Yönetim: Bir Klinik Çalışma
Kadir KOTIL, Ahmet SENGOZ
-
- 22** **Benign Cerebellar Pilocytic Astrocytomas in Children**
Çocukluk Çağı Benign Serebellar Piloitik Astrositomaları
Burdak BILGINER, Firat NARIN, Kader KARLI OGUZ, Sennur UZUN, Figen SOYLEMEZOGLU, Nejat AKALAN
- 
-
- 27**  **Immunohistochemical Expression of Cyclooxygenase- 2 in Astrocytoma: Correlation with Angiogenesis, Tumor Progression and Survival**
Astrositomalarda Siklooksijenaz 2'nin İmmünohistokimyasal Ekspresyonu ve bu Ekspresyonun Angiogenesis, Tümör Yayılımı ve Sağ- Kalım ile Olan İlişkisi
Mona EL-SAYED, Mahmoud M TAHA
-
- 36** **Occipital Emissary Foramina in Human Skulls: An Anatomical Investigation with Reference to Surgical Anatomy of Emissary Veins**
İnsan Kafatası İçinde Oksipital Bölgede Yer Alan Delikler: Delici Venlerin Cerrahi Anatomisi: Referans ile Anatomik Bir Soruşturma
B.V. MURLİMANJU, Latha V. PRABHU, Mangala M. PAİ, Mir JAFFAR, Vasudha V. SARALAYA, Mamatha TONSE, Prameela M.D.
- 
-
- 39**  **Primary CNS Lymphoma in Immunocompetent: A Review of Literature and Our Experience from Kashmir**
Bağışıklık Sistemi Normal Olan Olgularda Primer Santral Sinir Sistemi Lenfoması: Literatür İncelemesi ve Keşmir Deneyimi
Rumana MAKHDOOMI, Khursheed NAYIL, Ahmad RAYEES, Altaf KIRMANI, Altaf RAMZAN, Muhammad Baba KHALIL, Anil DHAR, Syed BESINA, Nasima CHANDA, Abdul Rashid LONE, Sumaira QADIRI, Muhammad MAQBOOL

48

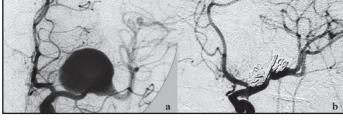
Long-Term Outcomes of Percutaneous Retrogasserian Glycerol Rhizotomy in 3370 Patients with Trigeminal Neuralgia

Trigeminal Nöraljisi olan 3370 Hastada Retrogasserian Gliserol Riztomisinin Geç Dönem Sonuçları

Wang XU-HUI, Zhou CHUN, Shen GUANG-JIAN, Xu MIN-HUI, Chen GUANG-XIN, Zou YONG-WEN, Xu LUN-SHAN



53



Clipping of Large and Giant Aneurysms of Anterior Circulation

Büyük ve Dev Ön Dolaşım Anevrizmalarında Kliplleme

Hamit Zafer KARS, Mustafa GURELIK

59

Outcomes of Intrathecal Baclofen (ITB) Therapy in Spasticity

Spastisitede İntratekal Baklofen Tedavisi Sonuçları

Tanju UCAR, Saim KAZAN, Umut TURGUT, Nehir KARAMAN SAMANCI



66

Cerebro-Spinal Fluid Shunt Revisions, Importance of the Symptoms and Shunt Structure

Beşin-Omurilik Şant Revizyonları, Semptomların ve Şantın Mekanik Yapısının Önemi

Turhan TUNCER, Yusuf ERSAHIN, Muhammet DINC, Saffet MUTLUER

74



Spontaneous Pyogenic Spinal Epidural Abscess

Spontan Spinal Epidural Abse

Tunc OKTENOGU, Mehdi SASANI, Birsen CETIN, Hakan BOZKUS, Omur ERCELEN, Metin VURAL, Ali Fahir OZER, Ali Cetin SARIOGLU

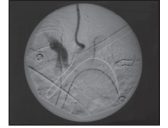
CASE REPORTS

83

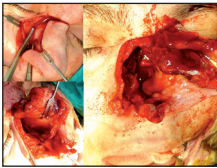
Multiple Aneurysms Associated with Agenesis of Internal Carotid Artery

İnternal Karotid Arter Anevrizması ile İlişkili Çoklu Anevrizma Olgusu

Abrar WANI, Sanjay BEHARİ, Bernard LYNDON, Awdesh JAISWAL, RN SAHU, VK JAIN



86



Transfacial Approach, Pedicled Rhinotomy for a Clival Chordoma: A Technical Report

Klivus Kordoması için Pediküllü Rinotomi ile Transfasial Yaklaşım: Teknik Bildiri, Olgu Sunumu

Ahmet Murat MUSLUMAN, Adem YILMAZ, Ibrahim COLAK, Halit CAVUSOGLU, Kemal UGURLU, Yunus AYDIN

90

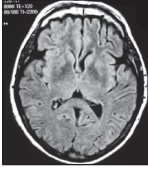
Spontaneous Resolution of a Traumatic Vertebral Artery Pseudoaneurysm

Travmatik Vertebral Arter Psödoanevrizmasının Kendiliğinden İyileşmesi

Ayhan TEKINER, Cevdet GOKCEK, Mehmet Akif BAYAR, Yavuz ERDEM, Celal KILIC



94



Intracerebral Hematoma Following Lumboperitoneal Shunt Insertion: A Rare Case Report

Lumboperitoneal Şant Takılması Takiben Gelişen İntraserebral Hematom: Nadir bir Olgu Sunumu

Erhan TURKOGLU, Burak KAZANCI, Ergun KARAVELIOGLU, Metin SANLI, Burcu KAZANCI,
Zeki SEKERCİ

97

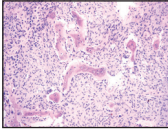
Congenital Hypoplasia of the Posterior Arch of the Atlas: Case Report and Extensive Review of the Literature

*Atlasın Arka Yayının Doğumsal Gelişim Bozukluğu: Olgu Sunumu ve Literatürün Geniş Gözden
Geçirimi*

Hakan SABUNCUOGLU, Selcuk OZDOGAN, Demet KARADAG, Erdener TIMURKAYNAK



104



Ossifying Fibroma of the Lumbar Spine: Case Report

Lumbar Spinanın Ossifiye Fibromu: Olgu Sunumu

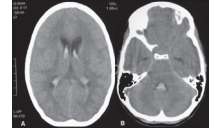
Haydar USUL, Ertugrul CAKIR, Erhan ARSLAN, Safak ERSOZ, Suleyman BAYKAL

107

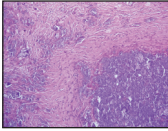
Traumatic Intraventricular Hemorrhage with a Good Prognosis

İyi Prognozlu Travmatik İntraventriküler Kanama

Merih IS, Ferruh GEZEN, Mehmet AKGUL, Murat DOSOGLU



110



Tumoral Calcinosis and Epidural Lipomatosis of the Lumbar Spine

Lomber Omurgada Tümoral Kalsinoz ve Epidural Lipomatoz

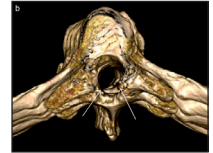
Selin TURAL EMON, Suheyla UYAR BOZKURT, Arzu GERCEK, Serdar OZGEN

113

CT Findings of a Thoracic Vertebral Hemangioma Presenting with Acute Neurological Symptoms

Akut Nörolojik Semptomlar Gösteren Torakal Vertebral Hemanjiyomunun BT Bulguları

Sinan TAN, Aydın KURT, Ozerk OKUTAN, Suat KESKIN



LETTER TO EDITOR

116

Metamizole is not as Safe as We Think or Assume

Metamizol Düşündüğümüz Kadar Güvenli Bir İlaç Değil

Ismail Hakki TEKKOK